

LED courtesy light, recessless version - frontal orientation

IP67

FLUSH MOUNT

Chromed finish. Fastening by means of hidden screws.

Code	V	W	lumen	K	LED beam angle	No of LEDs	Light colour	mm	
								outside	overhang
13.187.01	12	0.4	30	2900-3200	120°	5	white	80x18	15.8
13.187.02	12	0.4	2.4	-	120°	5	blue	80x18	15.8



LED courtesy light, recessless version

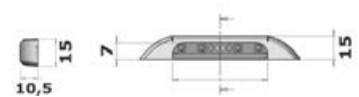
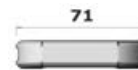
IP67

AISI 304

FLUSH MOUNT

Mirror-polished stainless steel finish and polycarbonate diffuser. Fastening by means of screws hidden by the front panel.

Code	Version	V	W	Lumen	K	LED beam angle	No of LEDs	Light colour	mm	
									outside	overhang
13.428.11	Front light	12/24	0.4	20	3000	110°	3	White	71x15	10
13.428.12	Front light	12/24	0.4	10	-	110°	3	Blue	71x15	10
13.428.01	Downward light	12/24	0.4	20	3000	110°	3	White	71x15	10
13.428.02	Downward light	12/24	0.4	10	-	110°	3	Blue	71x15	10
13.428.03	Double up/downward light	12/24	0.6	40	3000	110°	3+3	White	71x15	10
13.428.13	Double up/downward light	12/24	0.6	15	-	110°	3+3	Blue	71x15	10



LED courtesy light, recessless version

IP67

AISI 316

FLUSH MOUNT

Mirror-polished stainless steel microcast body. Hidden screws.

Code	Version	V	W	Lumen	K	LED beam angle	No of LEDs	Light colour	mm	
									outside	overhang
13.427.11	Front light	12/24	0.6	60	3000	110°	3	White	100x16	11
13.427.12	Front light	12/24	0.6	24	-	110°	3	Blue	100x16	11
13.427.32*	Front light	12/24	0.3	60/24	3000	110°	3	White + Blue	100x16	11
13.427.01	Downward light	12/24	0.6	60	3000	110°	3	White	100x16	11
13.427.02	Downward light	12/24	0.6	24	-	110°	3	Blue	100x16	11
13.427.22*	Downward light	12/24	0.2	60/24	3000	110°	3	White + Blue	100x16	11
13.427.03	Double up/downward light	12/24	1.2	120	3000	110°	3+3	White	100x16	11
13.427.13	Double up/downward light	12/24	1.2	48	-	110°	3+3	Blue	100x16	11

* Push the switch in sequence to choose the white or blue light.



▲ 13.427.11/12/32



▲ 13.427.11/12/32



▲ 13.427.01/02/22



▲ 13.427.01/02/22



▲ 13.427.03/13

FORESTI E SUARDI Andromeda LED courtesy light, recessless version - downward orientation

IP67

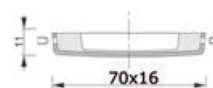
FLUSH MOUNT

Clear technopolymer body, chromed brass front panel. Suitable for mounting on flammable surfaces. Screw mounting both vertically and horizontally. Innovative design and ambient light effects.

Code	V	W	lumen	K	LED beam angle	No of LEDs	Light colour	mm	
								outside	protrusion
13.482.30	12/24	0.5	50	4000	70°	5 x SMD LEDs	White	70x16	11
13.482.31	12/24	0.5	16	-	70°	5 x SMD LEDs	Blue	70x16	11
13.482.40	12/24	0.5	50	4000	70°	5 x SMD LEDs	White	100x16	11
13.482.41	12/24	0.5	16	-	70°	5 x SMD LEDs	Blue	100x16	11



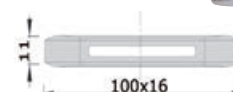
▲ 13.482.30/31



▲ 13.482.30/31



▲ 13.482.40/41



▲ 13.482.40/41