

Spare wing nut for outboard engines Johnson/Evinrude



Made of **black anodized aluminium**; can replace the original plastic ones that have a limited use; include **stainless steel** pin for the installation (ref. OMC A-391421)

Code	
52.747.00	2

Spare wing nut for outboard engines Johnson/Evinrude

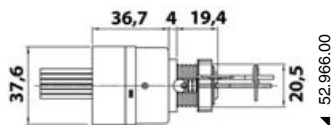
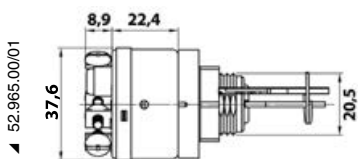


Made of **black anodized aluminium**; include **stainless steel** pin for the installation (ref. OMC 398001).

Code	
52.747.01	2

Starting key

Code	Position	Terminals	Description
52.965.00	4 (ACC - OFF - IGN - START)	7	With pressure starter, very versatile, same as General MP4108
52.965.01	3 (OFF - IGN - START)	6	With pressure starter, with no accessory position, same as General 3976, Johnson/Evinrude 333931/390133/390129/388175
52.966.00	3 (OFF - IGN - START)	6	With pressure starter, 6 wired cables, same as General 41072, for Mercury

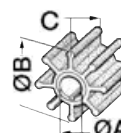


▲ 52.965.00/01



▲ 52.966.00

Impellers for outboard engines CEF MARINE



For outboard engines TOHATSU

Code	Original number	Manufacturer code	HP (2 stroke)	HP (4 stroke)	Picture	Insert	Ø A mm	Ø B mm	C mm	Blades
52.315.00	369-65021-1	377	4/5	4/5/6			10.25	33.60	14.2	6
52.344.00	3B2-65021-1	344	6/8/9.8	4/5/6			12	40	18	6
52.383.00	334-65021-0	383	9.9/15/18	9.9/15/18			13.97	40.8	23.4	8
52.382.00	345-65021-0	382	25/30/40	25/30			17.2	44.25	20.25	6
52.379.00	3C8-65021-2	379	40/50/70/90	-			17.2	50.4	20.2	6
52.388.00	3C7-65021-1/3B7-65021-2	388	60/70/90/115/140	-			20.3	65.75	35.2	6
52.313.00	-	396	2.5/3.5/4.5	-			12	41	14	6