

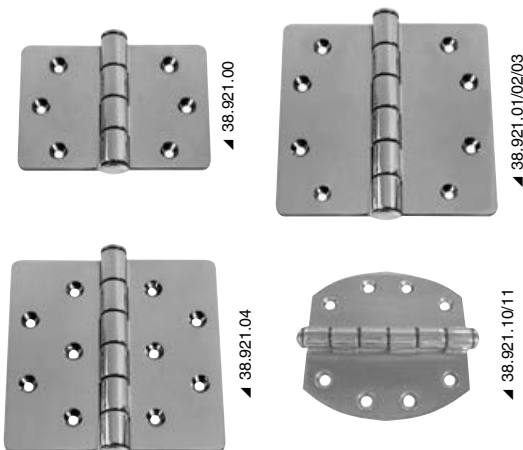
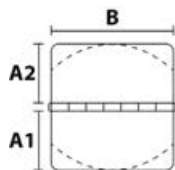
Stainless Steel hinges - Investment Cast

Mega precision-cast hinges

AISI 316

Made of **mirror polished AISI 316 stainless steel**; very sturdy, anti-friction nylon inserts.

Code	Shape	mm			Thickness mm
		A1	A2	B	
38.921.00	rectangular	38	38	76	3
38.921.01	rectangular	38	38	102	3
38.921.02	rectangular	51	51	102	3
38.921.03	rectangular	63	63	127	3
38.921.04	rectangular	76	76	152	4.8
38.921.10	rounded off	51	51	102	3.2
38.921.11	rounded off	63	63	127	3.2




Precision-cast hinges

AISI 316

Made of **AISI 316 stainless steel**, high strength, fine design, mirror polished finish.

Code	Shape	mm	Thickness mm
38.923.00	trapezoidal	96x56	4
38.923.01	trapezoidal	62x37	3.5
38.922.06	rectangular	130x90	4

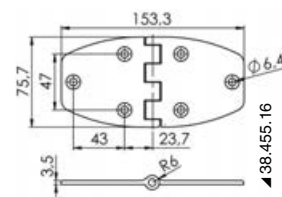
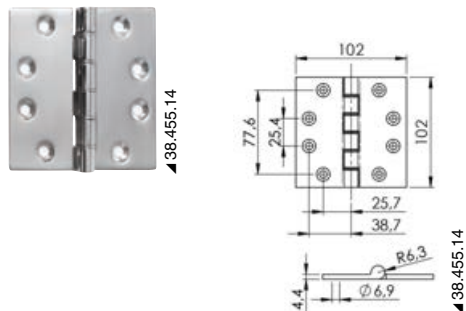


Precision-cast hinge

AISI 316

Made of very sturdy mirror-polished AISI316 stainless steel.

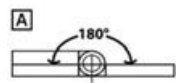
Code	Model	mm	Thickness mm
38.455.14	Rectangular	102x102	4
38.455.16	Trapezoidal	153x75	3.6



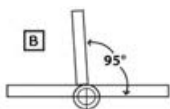
Hinges

AISI 316

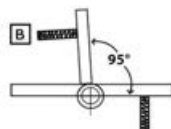
Made of precision cast mirror polished **AISI316 stainless steel**, very sturdy, 4-mm thickness. Available versions: standard "A" version with 180° opening, or "B" version with overturned knot and completely smooth surface with 95° opening. Available in the following sizes.



▲ **A)** 180° standard opening



▲ **B)** Overturned knot, smooth surface, 95° opening



▲ **C)** Overturned knot, smooth surface, 95° opening with studs



▲ **D)** 180° standard opening with studs

A		B		C		D		mm
38.963.18		38.863.18		38.873.18		38.883.18		66x66
38.963.19*		38.863.19		38.873.19		38.883.19		76x40