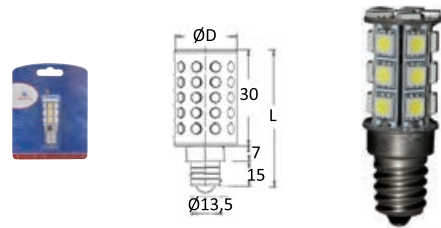


LED SMD light bulb with E14 connection**LED**

For spotlight with Edison E14 screw.

Code	V	W	W equivalent	lumen	K	Ø D mm	L mm
14.443.10	12/24	2.5	20	220	3000	20	50

**SMD LED bulb with BA15D screw****LED****IP65**

For spotlights with glass cover LED. BA15D screw (15-mm bayonet with aligned pins)


Code	volt	Consumption W	W equivalent	Lumen	K	Ø D mm	L mm
14.443.15	12/24	1.2	10	100	3000	18	40
14.443.16	12/24	2.5	23	240	3000	18	54
14.443.17	12/24	3	28	280	3000	25	67

**SMD LED bulb, E14/E27 screw****LED**

LED glass cover

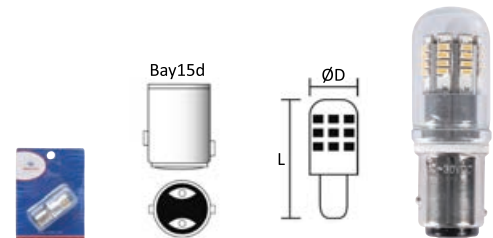
Code	Screw*	V	W	W equivalent	Lumen	K	Ø D mm	L mm	IP
14.443.20	E14	12/24	2.5	23	240	3000	18	54	65
14.443.21	E14	12/24	3	28	280	3000	25	67	65
14.443.22	E27	12/24	2.5	30	220	3000	32	78	40

* E14 = small Edison screw; E27= large Edison screw

**BAY15D LED bulb, offset pins for navigation lights****LED****IP65**


For navigation lights (11.417.xx; 11.427.xx; 11.134.xx; 11.135.xx; 11.136.xx; DHR series 35/55; Aqua signal 40/41; Hella 2984; Lalizas N20/S20 and similar).

Code	V	W	W equivalent	Lumen	K	Ø D mm	L mm
14.444.01	12/24	2.5	25	240	3000	18	54

**SMD LED bulb for spotlights, G4 screw****LED**

G4 connection (halogen-type bulb).


Code	V	W	W equivalent	lumen	Light	Ø D mm	A mm	B mm	L mm
14.441.11	12	1	10	100	2700	13.5	23	24.5	34.5
14.441.12	12/24	2	15	200	2700	15	25	26.5	36.5
14.441.15	12/24	2.2	20	220	2700	15	23	24.5	34.5

**LED bulb for lights, courtesy lights and navigation lights, BA9S screw**

Bulb cap BA9S, it can replace traditional bulbs.

Code	V	W	lumen	K	Ø D mm	L mm
14.225.01*	12	0.5	50	2700	12	28
14.225.02	12	1	100	2700	12	34

* It can replace the traditional bulb in all spot lights series 11.412.xx - 11.413.xx

**LED spotlight****LED**Equipped with 4 x HD LEDs.
Power equivalent to a 35-watt halogen bulb.

Code	V	W	lumen	K	LED beam angle	Type	Ø mm
14.258.56	12	4	260	6000	45°	MR16	50

